


ITALIAN PROPELLERS

MOVEMENT OF THE SEA

ITALIAN PROPELLERS

FLANGE ACCOPPIAMENTO
COUPLING FLANGE
ASSI ELICA
SHAFTS PROPELLER
ASTUCCI
STERNTUBES
SUPPORTI ASSI ELICA
PROPELLER SHAFT BRACKETS
TIMONI
RUDDERS
ELICHE
PROPELLERS



MOVEMENT OF THE SEA



ITALIAN PROPELLERS
È UNA SOCIETÀ CHE
PROGETTA E REALIZZA
ELICHE, TIMONI, ASSI
ELICA, BOCCOLE
E SUPPORTI CON
ESPERIENZA NEL
SETTORE NAUTICO DA
OLTRE 35 ANNI.

ITALIAN PROPELLERS IS A COMPANY THAT DESIGNS AND BUILDS PROPELLERS, RUDDERS, PROPELLER SHAFTS, BUSHINGS AND SHAFT BRACKETS. IT HAS OVER 35 YEARS OF EXPERIENCE IN THE NAVAL INDUSTRY.

I prodotti, di alta qualità innovativa, sono progettati e realizzati in modo scrupoloso scegliendo materiali e tecnologie avanzate.

Grazie al supporto continuo di cooperazione e collaborazione con Armatori, Cantieri navali e Registri Navali e grazie anche ad una forte capacità produttiva la società ITALIAN PROPELLERS è riuscita ad ottimizzare la gamma esistente realizzando anche soluzioni innovative in grado di soddisfare ampiamente le continue esigenze di mercato.

Italian Propellers propone una gamma di serie che comprende eliche 3, 4, 5 e 6 pale, costruite in lega OTS (ottone e manganese) e lega NIBRAL (nichel, bronzo e alluminio), l'ideale per scafi da diporto e da pesca, scafi veloci, rimorchiatori, navi di medio tonnellaggio.

Accanto alla produzione standard, l'azienda è in grado di fornire anche eliche su misura, realizzate appositamente sulla scorta del disegno del committente o direttamente progettate dal proprio centro studi e ricerca, che vanta oltre trentacinque anni di esperienze idrodinamiche e prove di navigazione.

The highly innovative products are all designed and built with painstaking care and attention to detail, using the best materials and advanced technologies.

Thanks to the continued collaboration and cooperation with Ship-owners, Shipyards and Naval Registers and thanks to a strong production capacity, ITALIAN PROPELLERS has optimised the existing range by creating innovative solutions capable of meeting the changing needs of the market.

ItalianPropellers offers a range of standard products that includes propellers with 3, 4, 5 and 6 blades, made of an OTS alloy (brass and manganese) and a NIBRAL alloy (nickel, bronze and aluminium), ideal for pleasure and fishing boards, high-speed boats, tugs, and ships of medium tonnage.

In addition to the standard products, the company can also provide tailor-made propellers, designed specifically based on the customer's design or designed directly by its research and development centre, which boasts over 35 years of hydrodynamic experience and navigation testing.

CERTIFICAZIONI

Certifications



La continua ricerca della piena soddisfazione del cliente e il desiderio di essere costantemente all'avanguardia hanno da sempre caratterizzato il nostro modo di lavorare e costituiscono ancora oggi la base su cui stiamo costruendo, giorno dopo giorno, quella immagine di serietà e professionalità che ci distingue.

Questo "stile", è oggi la nostra politica aziendale, un percorso iniziato nel 2010, quando ITALIAN PROPELLERS, è passata totalmente a conduzione della famiglia Belotti che ha fortemente voluto migliorare la qualità dei suoi prodotti e l'efficienza dei servizi offerti.

Ad oggi, siamo lieti di poter annunciare a tutta la nostra clientela, che abbiamo conseguito, con ente R.I.N.A., la certificazione del sistema di gestione della qualità aziendale UNI EN ISO 9001:2008.

Inoltre, per la Clientela più esigente, abbiamo realizzato un sistema di controllo di qualità che, con l'ausilio di un software appositamente sviluppato, ci permette di verificare la Classe di appartenenza delle Nostre Eliche in conformità alla normativa ISO 484/2.

ITALIAN PROPELLERS, se richiesto, può quindi consegnare le proprie Eliche accompagnate da Certificato di Conformità di finitura anche in Classe S.


The on-going pursuit of customer satisfaction and the desire to be constantly on the cutting edge have always characterised our work and still forms the basis on which we are building, day after day, that image of reliability and professionalism that sets us apart.


This "style" is now our company policy, a process that began in 2010 when ITALIAN PROPELLERS was completely taken over by the Belotti family, who strongly wanted to improve the quality of its products and the efficiency of the services offered.

We are pleased to announce to all our customers that we have now obtained from R.I.N.A. (Italian Naval Register) the certification of our Quality Management System in accordance with the UNI EN ISO 9001:2008 standard.

Furthermore, for our most demanding customers, we have developed a quality control system that with the help of specially developed software allows us to verify the classification of our Propellers in accordance with the ISO 484/2 standard.

ITALIAN PROPELLERS, if requested, can therefore deliver their propellers accompanied by a certificate declaring that they are finished to standards of "Class S".





MATERIALI IMPIEGATI PER LA NOSTRA PRODUZIONE DI SERIE.

MAIN MATERIALS ADOPTED FOR OUR
SERIES PRODUCTION.

- ✿ prodotto standard
standard production
- prodotto su richiesta
production on request

Materiale	Rm min. N/mm ²	Rs min. N/mm ²	Allungamento A%
MARINOX 17 o Equivalente	min. 930	min. 725	min. 16%
MARINOX 25 o Equivalente	min. 620	min. 450	min. 25%
AISI 316 o Equivalente	min. 515	min. 205	min. 30%
MARINOX 22	min. 620	min. 450	min. 25%
C45E o Equivalente	min. 560	min. 275	min. 16%
42CrMo4 Fucinato/ Bonificato	min. 750	min. 460	min. 15%
OTS	min. 450	min. 175	min. 20%
NIBRAL	min. 590	min. 245	min. 16%
S 355 J2H (E355) o Equivalente	min. 490	min. 355	min. 20%

Flange	Assiellica	Astucci	Supporti	Losche Timoni	Timoni	Asta Timoni	Leve Timone	Eliche
	✿					✿		
	○							
	○	✿		✿	✿	○		
	○							
✿								
○								
		✿	✿	✿			✿	✿
			✿		✿	✿	✿	✿
		✿					○	

FLANGE ACCOPPIAMENTO

Coupling flange

Realizziamo flange con tecnologie computerizzate (CNC) e si adattano a qualsiasi tipo di invertitore.
Vengono eseguite standard con materiale C45. A richiesta possiamo realizzare flange con Zincatura Bianca 25 micron.

*Made with computer technology (CNC), they are suitable for any type of drive.
They are produced in a standard version with C45 material.
On request, we can also make them with 25-micron White Zinc-coating.*

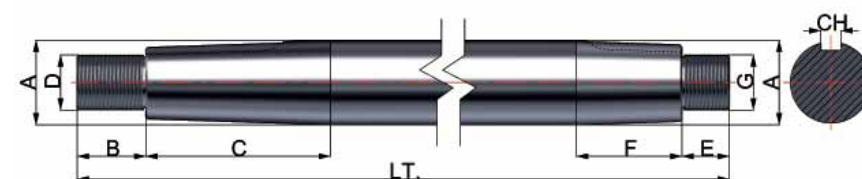


ASSI ELICA

Propeller shafts

I nostri assi elica sono realizzati impiegando lavorazioni tecnologiche avanzate, in modo da garantire qualità ed affidabilità. La dimensione degli assi elica ITP è conforme alle norme dei vari Registri Navali per scafi da diporto impiegando i seguenti materiali:
Acciaio Inox AISI 316 – MARI-NOX 17, 22, 25 (Duplex F51)

*Our propeller shafts are made using advanced technological processes, in order to guarantee quality and reliability.
Their sizing complies with the requirements of the various Naval Registers for pleasure boats using the following materials:
Stainless steel AISI 316 ñ MARI-NOX 17, 22, 25 (Duplex F51)
thumbnail*



A	B	C	D	E	F	G	CH	LT
25 - 1"	25	54	16 P1,5	25	40	16 P1,5	6	*
30	30	72	20 P1,5	25	40	20 P1,5	8	*
32 - 1" 1/4	30	72	20 P1,5	25	40	20 P1,5	10	*
35	35	80	24 P2	30	50	24 P2	10	*
40 - 1" 1/2	35	90	24 P2	30	55	27 P2	12	*
45 - 1" 3/4	40	100	30 P2	35	65	33 P2	14	*
50 - 2"	45	110	36 P3	35	65	33 P2	14	*
55 - 2" 1/4	45	120	36 P3	35	70	42 P3	16	*
60	55	135	42 P3	35	70	42 P3	18	*
65 - 2" 1/2	55	150	42 P3	35	95	42 P3	18	*
70	60	150	45 P3	40	95	45 P3	20	*
75 - 3"	60	175	45 P3	40	95	45 P3	22	*
80	65	175	45 P3	50	95	45 P3	22	*
85	70	195	52 P3	50	95	52 P3	24	*
90	70	205	52 P3	50	95	52 P3	24	*
95	85	215	56 P3	55	105	70 P3	28	*
100 - 4"	85	225	64 P3	55	105	70 P3	28	*
105	90	225	70 P3	55	115	70 P3	28	*
110	90	225	80 P4	55	145	80 P4	28	*
115	90	235	80 P4	55	155	80 P4	32	*
120	90	250	80 P4	55	165	80 P4	32	*

Possiamo realizzare assi elica Max. Ø200mm | * Lunghezza a richiesta
We can produce propeller shaft Max. Ø200mm | * Length on request

ASTUCCI


Stern tubes

Alcuni esempi di Tubi per astucci porta Elica , a saldare e a resinare. Questi, possono essere adattati a secondo del materiale dello scafo. I nostri tubi per astucci possono essere nei seguenti materiali: OTS, OT63, ALLUMINIO, FE510, Altri a richiesta.

Some examples of Stern tubes, soldered or resined. These can be adapted according to the material of the hull. Our tubes can be made from the following materials: OTS, OT63, ALUMINIUM, FE510, others on request.

Tubo astuccio a saldare

Sterntubes to be welded

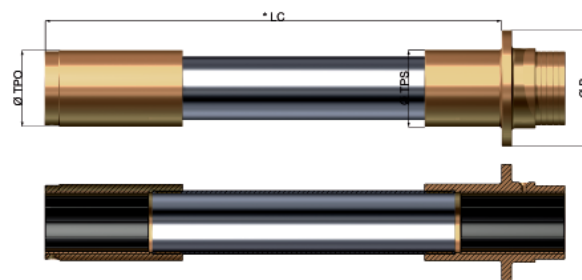


A	C	LT
50	102	*
60	115	*
70	140	*
80	140	*
90	160	*
100	180	*
115/110	195	*
125/120	220	*
135/130	230	*
145/140	245	*
155/150	255	*

* Lunghezza a richiesta - * Length on request

Astucci ottone a resinare

Sterntubes - bronze for resin hulls




A	B	TPSS	TP0	LC
50	140	80	80	*
60	165	95	95	*
70	175	116	116	*
80	190	125	125	*
90	210	139	139	*
100	230	155	155	*
115/110	250	165	165	*
125/120	275	180	180	*
135/130	300	190	190	*
145/140	325	220	220	*
165/160	375	235	235	*

* Lunghezza a richiesta - * Length on request

Tubo astuccio premi treccia a saldare

Sterntubes - bronze to welding



A	C	LT
50	102	*
60	115	*
70	140	*
80	140	*
90	160	*
100	180	*
115/110	195	*
125/120	220	*
135/130	230	*
145/140	245	*
155/150	255	*

* Lunghezza a richiesta - * Length on request

SUPPORTI ASSI ELICA

Propeller shaft brackets

I supporti assi elica sono costruiti secondo le esigenze tecniche navali, il loro dimensionamento è conforme alle Norme dei vari Registri Navali per scafi da diporto nei seguenti materiali: OTS, NIBRAL, (A richiesta in acciaio)

- **A** = diametro dell'asse (millimetri o pollici)
- **H** = altezza del supporto a poppavia
- **a** = inclinazione longitudinale della linea asse riferita alla carena
- **B** = inclinazione trasversale della carena

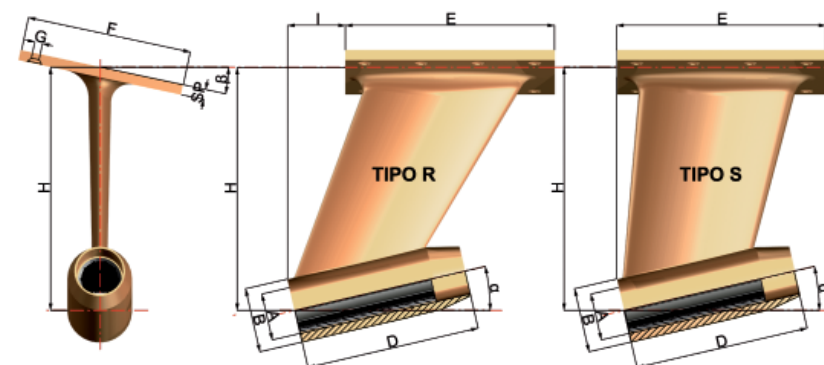
Vengono forniti completi di boccia idrolubrificata e facilmente intercambiabile mediante allentamento di due viti di bloccaggio.

*Some examples of Stern tubes, soldered or resined. These can be adapted according to the material of the hull.
Our tubes can be made from the following materials: OTS, OT63, ALUMINIUM, FE510, others on request.*

- **A** = shaft diameter (millimeters or inches)
- **H** = strut height abaft
- **a** = longitudinal inclination of the shaft-line referred to the keel
- **B** = cross inclination of the keel (for twin-engine units)

They are delivered completed with a hydrolubricated bush easily interchangeable by loosening two lock grains.

Misure supporti assi elica Dimensions propeller shaft brackets



A	B	C	D	E	F	G
25	31,75	8	102	130	110	8
30	44,45	10	128	160	130	10
35	47,62	11	142	185	155	10
40	53,97	12	162	210	175	12
45 - 1" 3/4	60,32	14	180	235	195	12
50 - 2"	66,67	16	205	360	220	12
55	76,2	16	230	300	250	14
60	82,55	18	245	340	270	14
65	85,72	18	270	370	310	16
70	95,25	20	282	400	310	16
75	101,6	20	308	455	355	16
80 - 3"	101,6	20	308	455	355	16
85	114,3	22	345	485	380	20
90	114,3	22	340	510	400	20
100 - 4"	133,35	24	405	565	420	22
105	133,35	27	410	625	450	22
110	139,7	27	435	625	450	22
115	139,7	27	460	650	450	24
120	155,57	30	485	700	480	24
125	155,57	30	510	700	480	24

H - I - a - B Lunghezza a richiesta - H - I - a - B Length on request

TIMONI STANDARD PER IMBARCAZIONI DA 7 A 60 METRI

Standard rudders for boats from 7 to 60 meters

Ogni elemento che sporge dal piano carena, assorbe potenza motrice.

È importante quindi profilare adeguatamente le appendici.

Le caratteristiche dei nostri timoni scaturiscono dai risultati di particolari esperienze idrodinamiche, in modo da ottenere un corretto dimensionamento e profilatura della pala per consentirne la riduzione di resistenza, risucchio e cavitazione.

La progettazione dei timoni viene eseguita in ogni dettaglio, scegliendo accuratamente i materiali ed impiegando dei processi tecnologici avanzati.

Il montaggio può essere eseguito con carena piana (serie P), carena a V (serie V) e su uno specchio di poppa (serie S-0°/S-12°/S-15°).

La tenuta d'acqua è garantita da collaudati sistemi di sicurezza in assenza di manutenzione per un lungo periodo di utilizzo. Il dimensionamento dei timoni è conforme alle norme dei vari Registri Navali per scafi da diporto utilizzando i seguenti materiali:

ASTA TIMONE
acciaio inox AISI 630/NIBRAL

PALA TIMONE
acciaio inox AISI 316/NIBRAL

LOSCA E LEVA TIMONE
OTS
NIBRAL
AISI 316 L

Every element that overhangs the deck-keel absorbs tradition force.

It is therefore important to profile the appendixes carefully.

The characteristics of our rudders rise from the result of particular hydrodynamic experiences in order to obtain a correct dimension and outlines of the blades, to consent the reduction of resistance, piping and cavitation.

The design of our rudders is carried out in every detail by choosing the material carefully and using high technological processes.

The mounting can be carried out with flat keels (P series), V-shaped keel (V/U series) and on the transoms (S-0°/S-12° series).

Suitable systems of watertight assure a long term and safe working life, without maintenance. The dimensions of our rudders is in compliance with the rules of the various Naval Registers for pleasure boats using the following materials:

SHAFT RUDDER
AISI 630/NIBRAL Stainless steel

BLADE RUDDER
AISI 316/NIBRAL Stainless steel

**RUDDER BUSHES
END TILLER ARM**
OTS Alloy
NIBRAL Alloy
AISI 316 L

Timone/Rudders
TNI40200-9 P

Asta/Rudder stock

Ø40 L.200

Pala/Blade

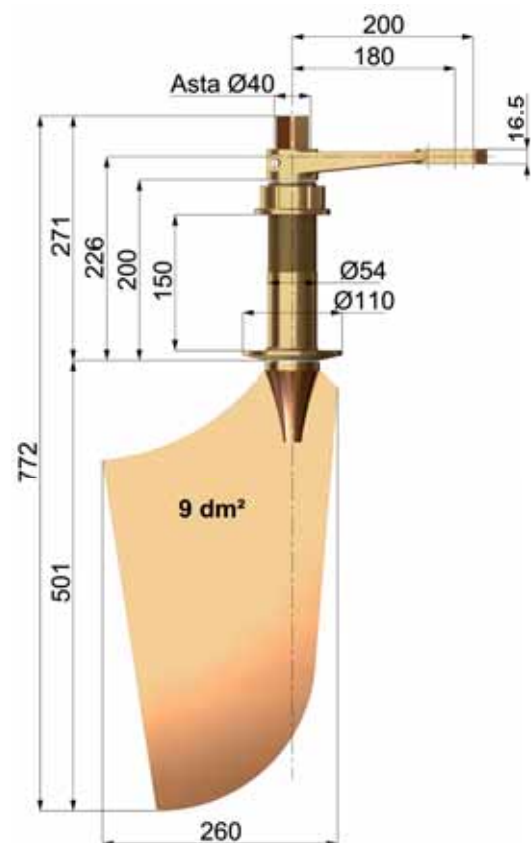
9,00 dm²

Losca/Rudder bushes

OTS

Materiale/Material

NiBrAl



Timone/Rudders

TNI40200-9 S12°

Asta/Rudder stock

Ø40 L.200

Pala/Blade

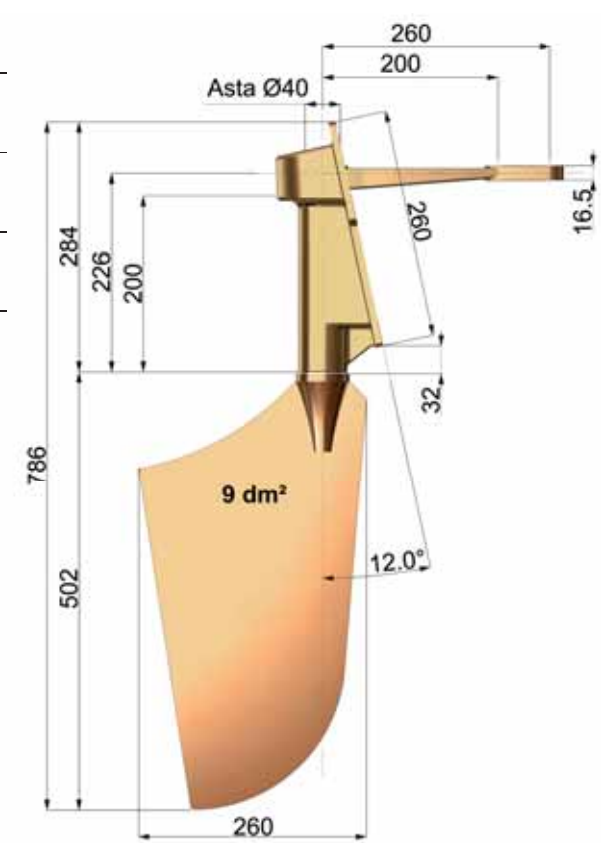
9,00 dm²

Losca S12°/Rudder bushes S12°

OTS

Materiale/Material

NiBrAl



Timone/Rudders

TNI40200-9 S0°

Asta/Rudder stock

Ø40 L.200

Pala/Blade

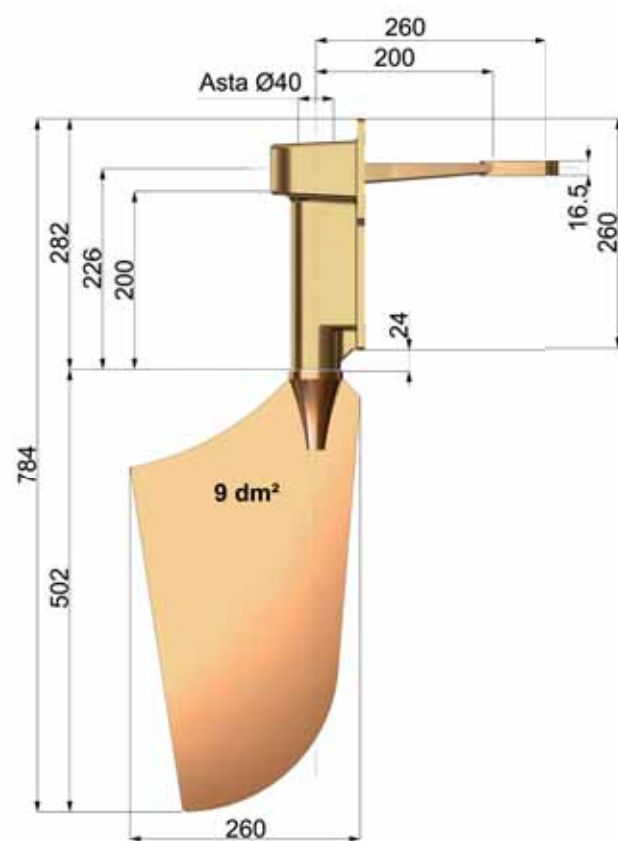
9,00 dm²

Losca S0°/Rudder bushes S0°

OTS

Materiale/Material

NiBrAl



Timone/Rudders

TNI40200-9 V

Asta/Rudder stock

Ø40 L.200

Pala/Blade

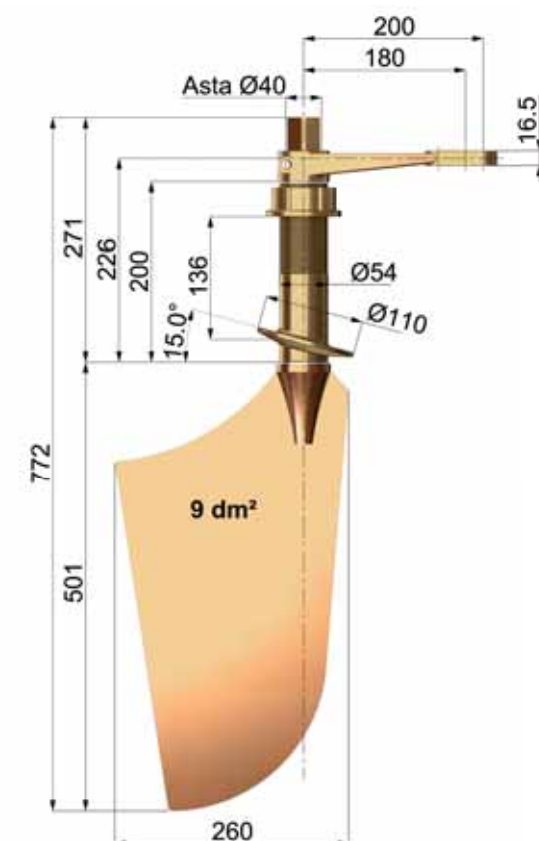
9,00 dm²

Losca/Rudder bushes

OTS

Materiale/Material

NiBrAl



Timone/Rudders
TNI40200-11 P

Asta/Rudder stock

Ø40 L.200

Pala/Blade

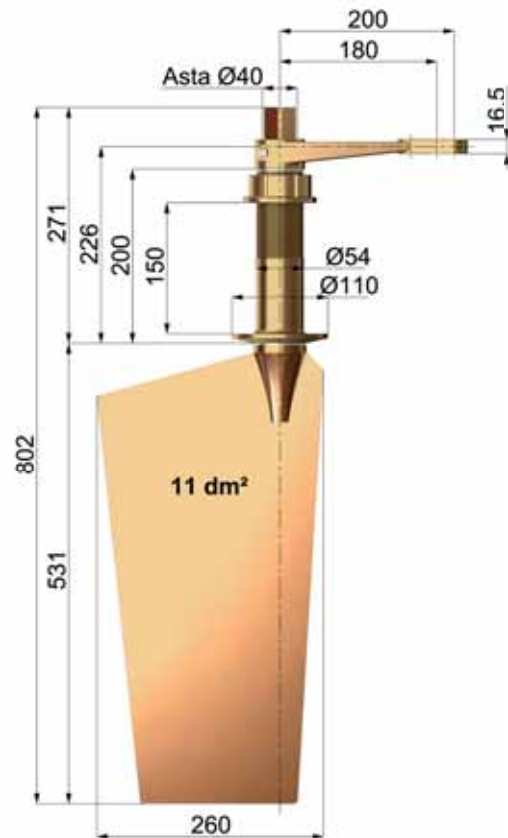
11,00 dm²

Losca/Rudder bushes

OTS

Materiale/Material

NiBrAl



Timone/Rudders
TNI40200-11 S12°

Asta/Rudder stock

Ø40 L.200

Pala/Blade

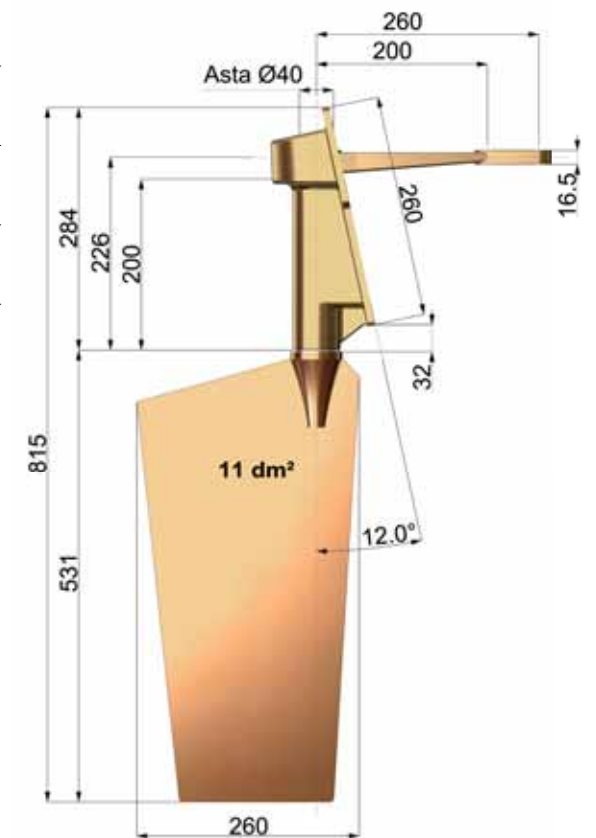
11,00 dm²

Losca S12°/Rudder bushes S12°

OTS

Materiale/Material

NiBrAl



Timone/Rudders
TNI40200-11 S0°

Asta/Rudder stock

Ø40 L.200

Pala/Blade

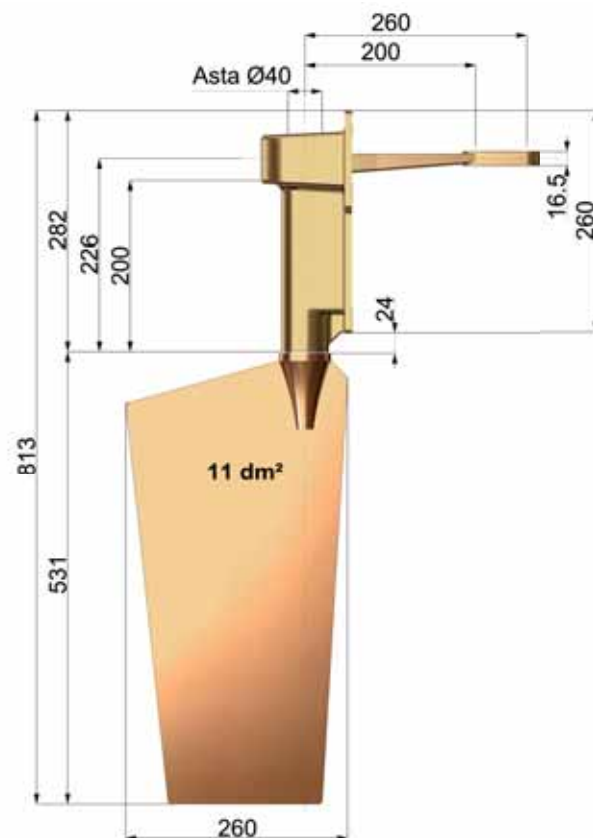
11,00 dm²

Losca S0°/Rudder bushes S0°

OTS

Materiale/Material

NiBrAl



Timone/Rudders
TNI40200-11 V

Asta/Rudder stock

Ø40 L.200

Pala/Blade

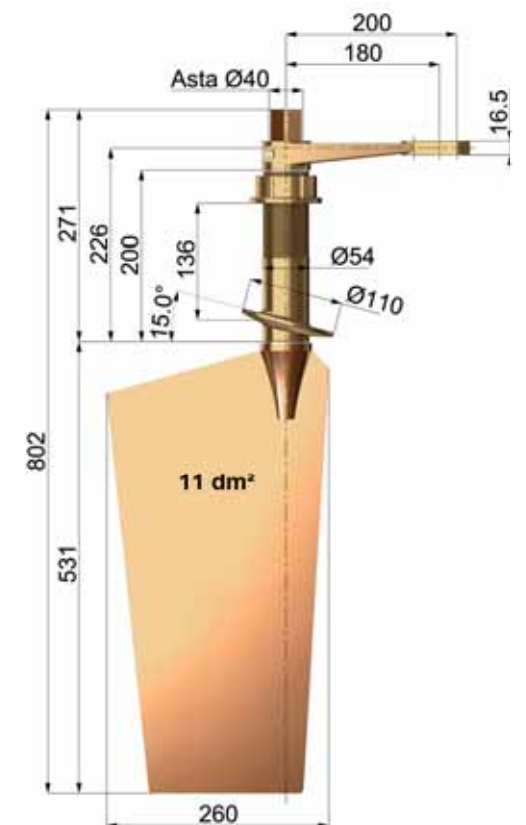
11,00 dm²

Losca/Rudder bushes

OTS

Materiale/Material

NiBrAl



Timone/Rudders
TNI40200-11T P

Asta/Rudder stock

Ø40 L.200

Pala/Blade

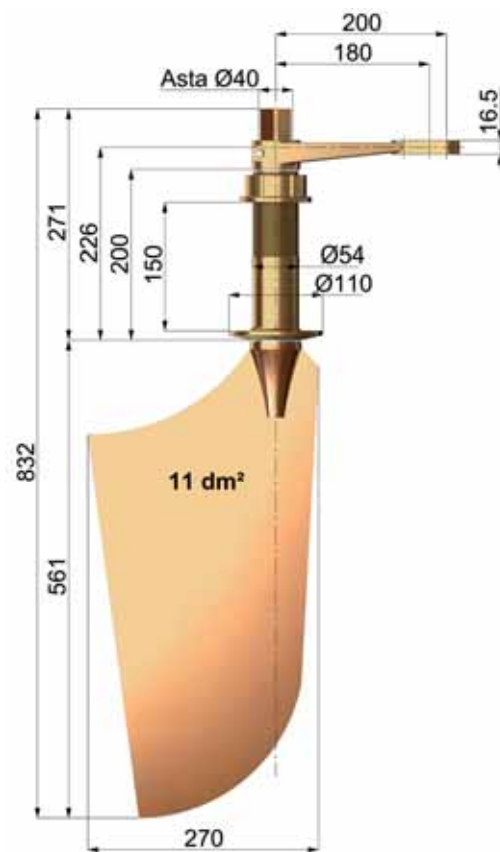
11,00 dm²

Losca/Rudder bushes

OTS

Materiale/Material

NiBrAl



Timone/Rudders
TNI40200-11T S12°

Asta/Rudder stock

Ø40 L.200

Pala/Blade

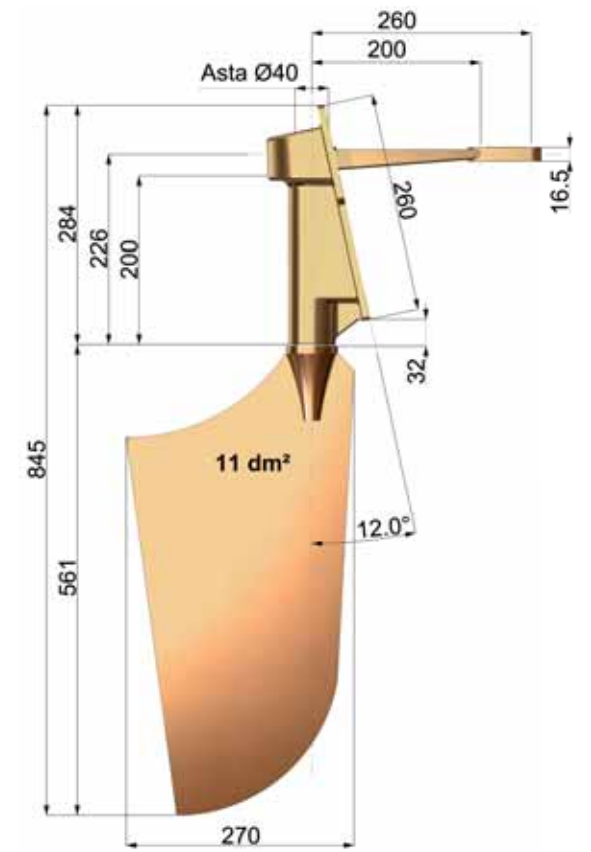
11,00 dm²

Losca S12°/Rudder bushes S12°

OTS

Materiale/Material

NiBrAl



Timone/Rudders
TNI40200-11T S0°

Asta/Rudder stock

Ø40 L.200

Pala/Blade

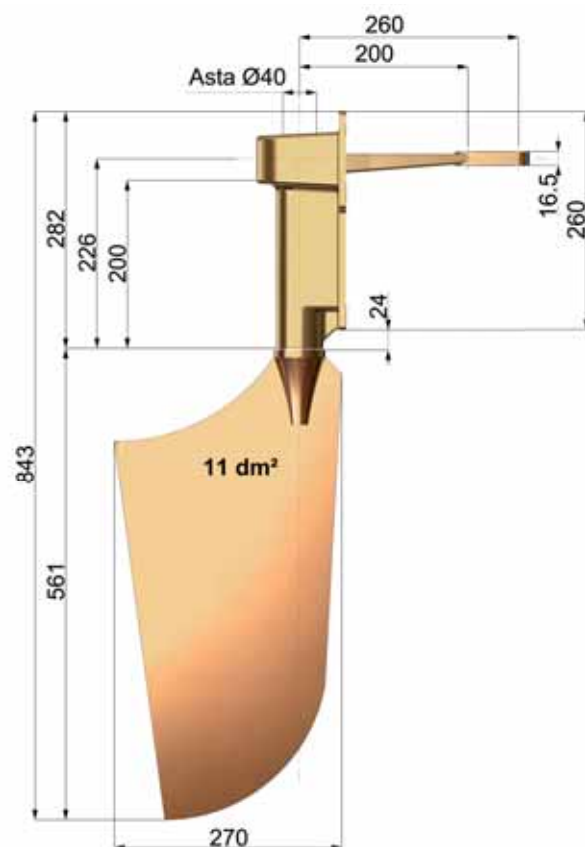
11,00 dm²

Losca S0°/Rudder bushes S0°

OTS

Materiale/Material

NiBrAl



Timone/Rudders
TNI40200-11T V

Asta/Rudder stock

Ø40 L.200

Pala/Blade

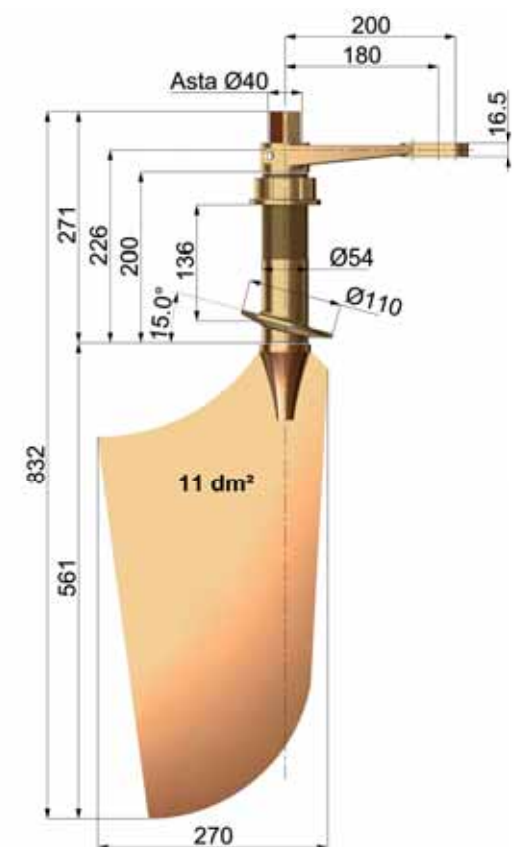
11,00 dm²

Losca/Rudder bushes

OTS

Materiale/Material

NiBrAl



Timone/Rudders
TNI45200-13T P

Asta/Rudder stock

Ø45 L.200

Pala/Blade

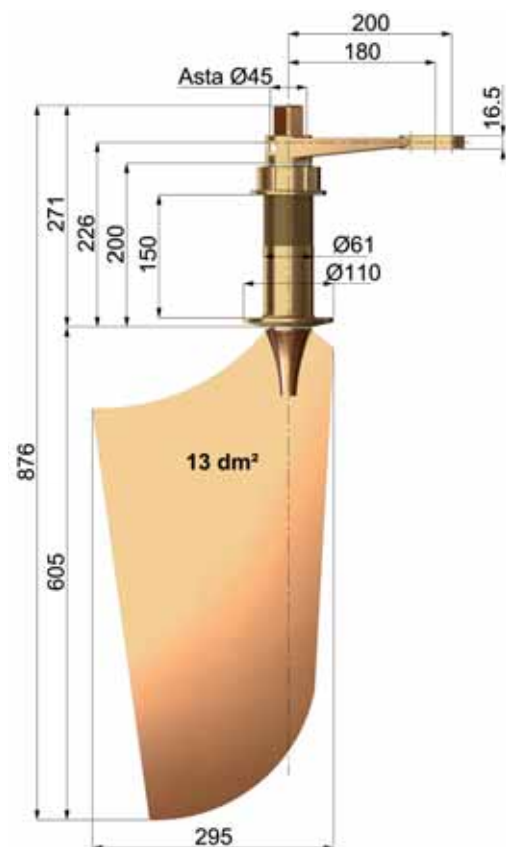
13,00 dm²

Losca/Rudder bushes

OTS

Materiale/Material

NiBrAl



Timone/Rudders
TNI50315-14T P

Asta/Rudder stock

Ø50 L.315

Pala/Blade

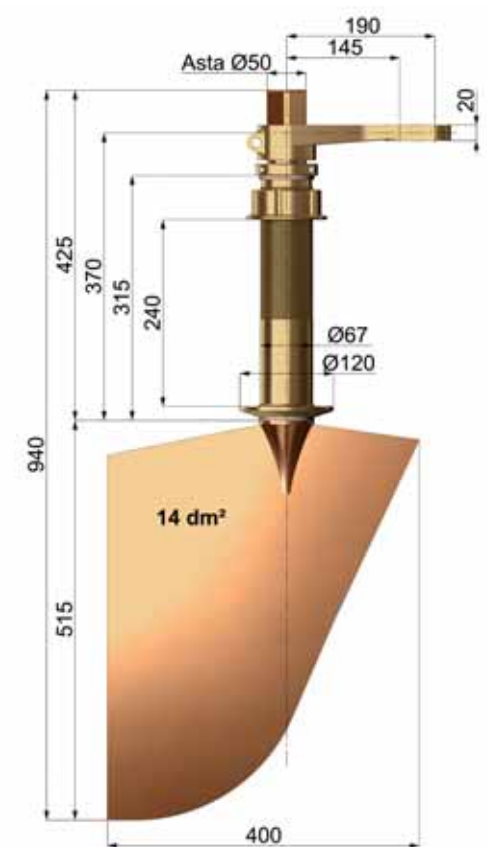
14,00 dm²

Losca/Rudder bushes

OTS

Materiale/Material

NiBrAl



Timone/Rudders
TNI50280-9,5

Asta/Rudder stock

Ø50 L.280

Pala/Blade

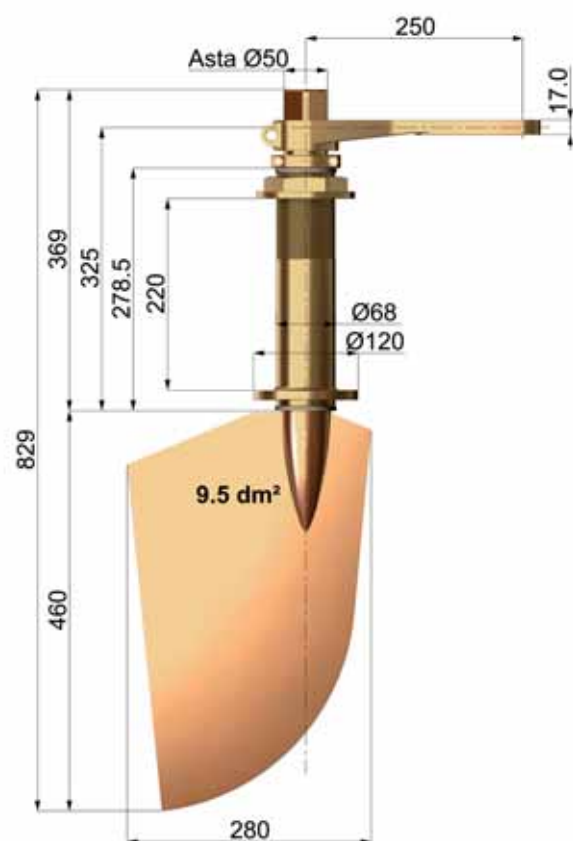
9,50 dm²

Losca/Rudder bushes

OTS

Materiale/Material

NiBrAl



Timone/Rudders
TNI50495-14T P

Asta/Rudder stock

Ø50 L.495

Pala/Blade

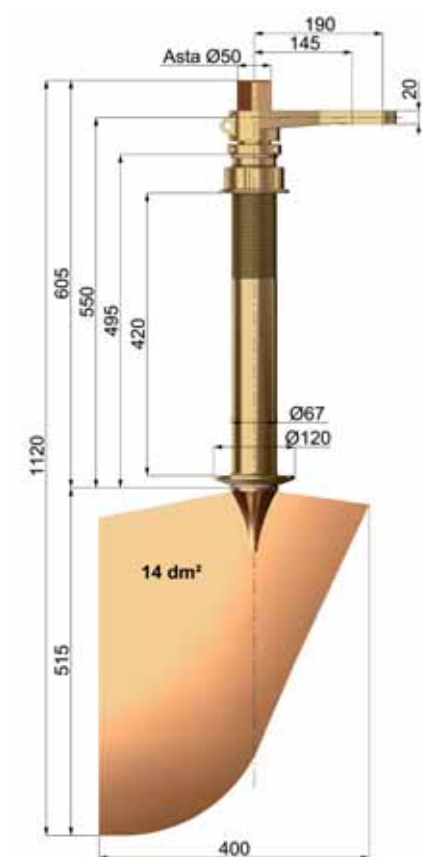
14,00 dm²

Losca/Rudder bushes

OTS

Materiale/Material

NiBrAl



Timone/Rudders

TA40200-7,7 P

Asta/Rudder stock

Aisi 630 - Ø40 L.200

Pala/Blade

Aisi 316 - 7,7 dm²

Losca/Rudder bushes

OTS

Materiale/Material

Acciaio/Steel



Timone/Rudders

TA40200-11 P

Asta/Rudder stock

Aisi 630 - Ø40 L.200

Pala/Blade

Aisi 316 - 11,00 dm²

Losca/Rudder bushes

OTS

Materiale/Material

Acciaio/Steel



Timone/Rudders

TA40200-7,7 V

Asta/Rudder stock

Aisi 630 - Ø40 L.200

Pala/Blade

Aisi 316 - 7,7 dm²

Losca/Rudder bushes

OTS

Materiale/Material

Acciaio/Steel



Timone/Rudders

TA40200-11 S0°

Asta/Rudder stock

Aisi 630 - Ø40 L.200

Pala/Blade

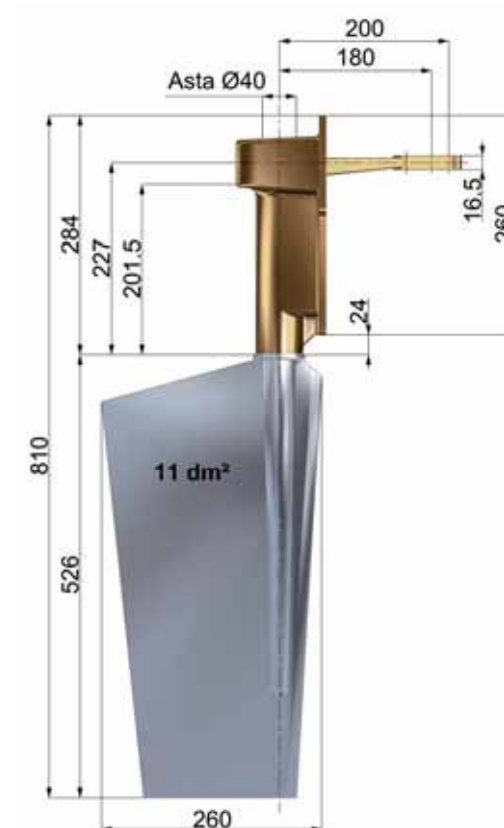
Aisi 316 - 11,00 dm²

Losca S0°/Rudder bushes S0°

OTS

Materiale/Material

Acciaio/Steel



Timone/Rudders

TA40200-11 S12°

Asta/Rudder stock

Aisi 630 - Ø40 L.200

Pala/Blade

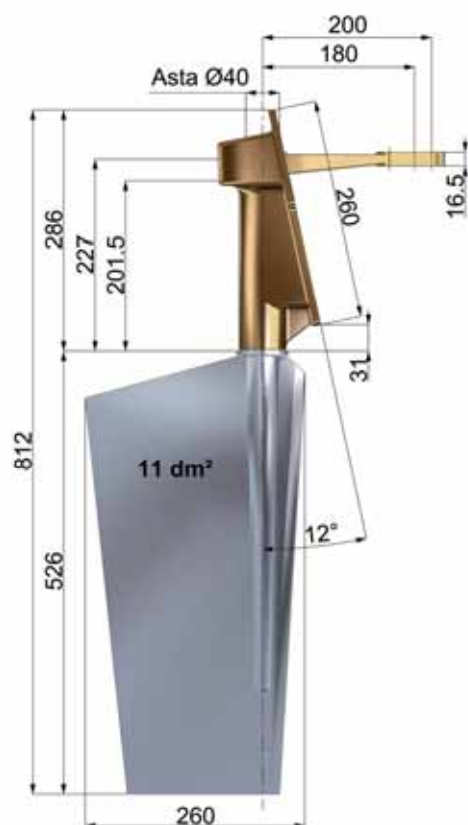
Aisi 316 - 11,00 dm²

Losca S12°/Rudder bushes S12°

OTS

Materiale/Material

Acciaio/Steel



Timone/Rudders

TA40200-13 S0°

Asta/Rudder stock

Aisi 630 - Ø40 L.200

Pala/Blade

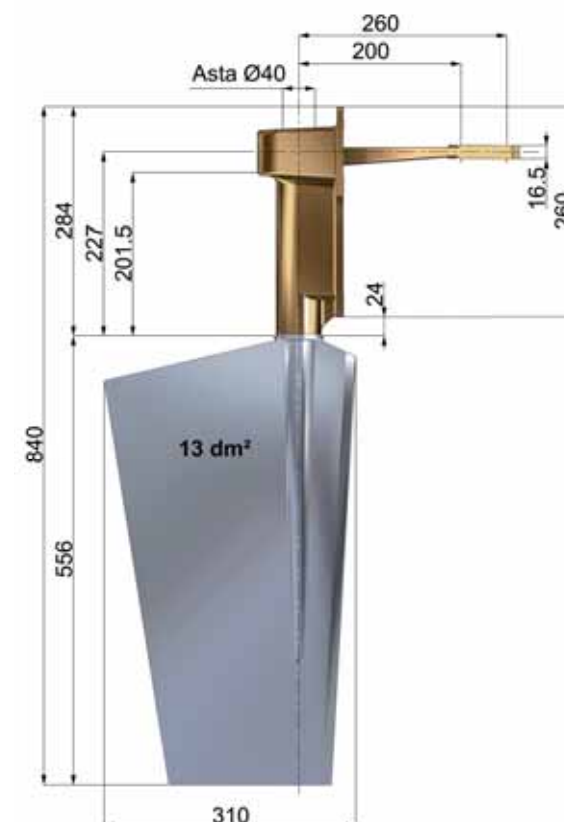
Aisi 316 - 13,00 dm²

Losca S0°/Rudder bushes S0°

OTS

Materiale/Material

Acciaio/Steel



Timone/Rudders

TA40200-11 V

Asta/Rudder stock

Aisi 630 - Ø40 L.200

Pala/Blade

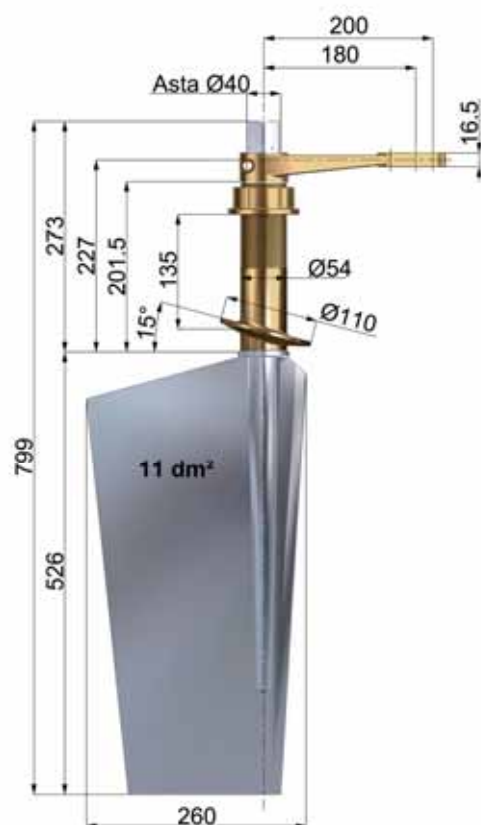
Aisi 316 - 11,00 dm²

Losca/Rudder bushes

OTS

Materiale/Material

Acciaio/Steel



Timone/Rudders

TA40200-17 P

Asta/Rudder stock

Aisi 630 - Ø40 L.200

Pala/Blade

Aisi 316 - 17,00 dm²

Losca/Rudder bushes

OTS

Materiale/Material

Acciaio/Steel



Timone/Rudders

TA40315-11 P

Asta/Rudder stock

Aisi 630 - Ø40 L.315

Pala/Blade

Aisi 316 - 11,00 dm²

Losca/Rudder bushes

OTS

Materiale/Material

Acciaio/Steel



Timone/Rudders

TA40315-13 V

Asta/Rudder stock

Aisi 630 - Ø40 L.315

Pala/Blade

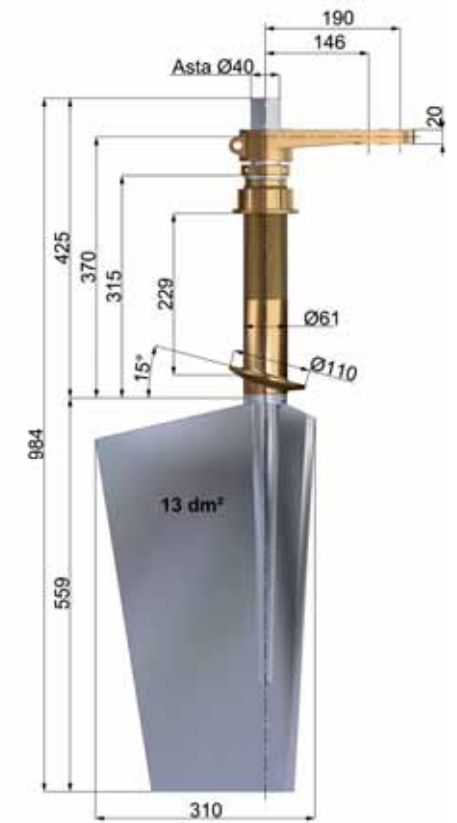
Aisi 316 - 13,00 dm²

Losca/Rudder bushes

OTS

Materiale/Material

Acciaio/Steel



Timone/Rudders

TA40315-13 P

Asta/Rudder stock

Aisi 630 - Ø40 L.315

Pala/Blade

Aisi 316 - 13,00 dm²

Losca/Rudder bushes

OTS

Materiale/Material

Acciaio/Steel



Timone/Rudders

TA40315-15 P

Asta/Rudder stock

Aisi 630 - Ø40 L.315

Pala/Blade

Aisi 316 - 15,00 dm²

Losca/Rudder bushes

OTS

Materiale/Material

Acciaio/Steel



Timone/Rudders

TA40315-16 P

Asta/Rudder stock

Aisi 630 - Ø40 L.315

Pala/Blade

Aisi 316 - 16,00 dm²

Losca/Rudder bushes

OTS

Materiale/Material

Acciaio/Steel



Timone/Rudders

TA40315-18 P

Asta/Rudder stock

Aisi 630 - Ø40 L.315

Pala/Blade

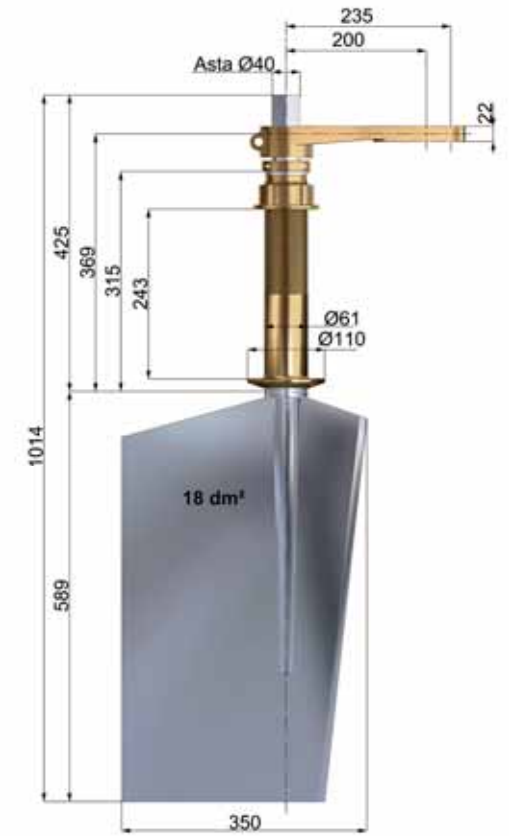
Aisi 316 - 18,00 dm²

Losca/Rudder bushes

OTS

Materiale/Material

Acciaio/Steel



Timone/Rudders

TA40315-16 V

Asta/Rudder stock

Aisi 630 - Ø40 L.315

Pala/Blade

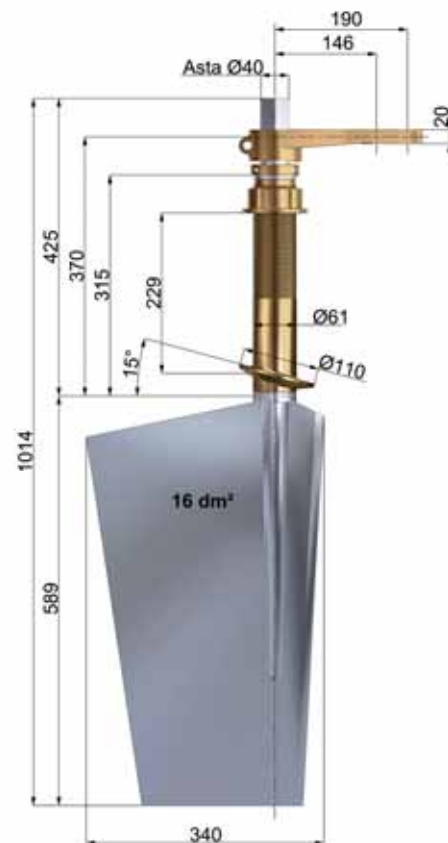
Aisi 316 - 16,00 dm²

Losca/Rudder bushes

OTS

Materiale/Material

Acciaio/Steel



Timone/Rudders

TA50315-14T P

Asta/Rudder stock

Aisi 630 - Ø50 L.315

Pala/Blade

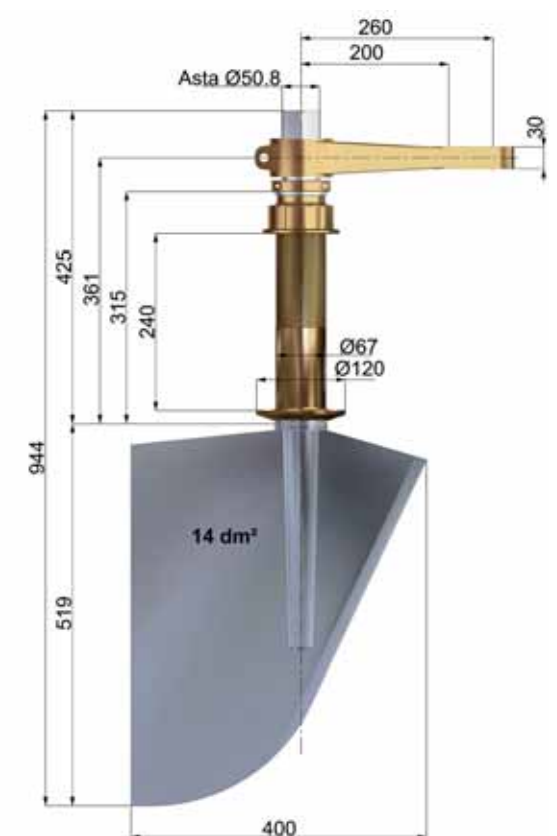
Aisi 316 - 14,00 dm²

Losca/Rudder bushes

OTS

Materiale/Material

Acciaio/Steel



Timone/Rudders

TA50315-16T P

Asta/Rudder stock

Aisi 630 - Ø50 L.315

Pala/Blade

Aisi 316 - 16,00 dm²

Losca/Rudder bushes

OTS

Materiale/Material

Acciaio/Steel



Timone/Rudders

TA50315-18 P

Asta/Rudder stock

Aisi 630 - Ø50 L.315

Pala/Blade

Aisi 316 - 18,00 dm²

Losca/Rudder bushes

OTS

Materiale/Material

Acciaio/Steel



Timone/Rudders

TA50315-18

Asta/Rudder stock

Aisi 630 - Ø50 L.315

Pala/Blade

Aisi 316 - 18,00 dm²

Losca/Rudder bushes

OTS

Materiale/Material

Acciaio/Steel



Timone/Rudders

TA50315-18 U

Asta/Rudder stock

Aisi 630 - Ø50 L.315

Pala/Blade

Aisi 316 - 18,00 dm²

Losca/Rudder bushes

OTS

Materiale/Material

Acciaio/Steel



Timone/Rudders

TA50315-20 P

Asta/Rudder stock

Aisi 630 - Ø50 L.315

Pala/Blade

Aisi 316 - 20,00 dm²

Losca/Rudder bushes

OTS

Materiale/Material

Acciaio/Steel



Timone/Rudders

TA50315-20 V

Asta/Rudder stock

Aisi 630 - Ø50 L.315

Pala/Blade

Aisi 316 - 20,00 dm²

Losca/Rudder bushes

OTS

Materiale/Material

Acciaio/Steel



Timone/Rudders

TA50315-20 U

Asta/Rudder stock

Aisi 630 - Ø50 L.315

Pala/Blade

Aisi 316 - 20,00 dm²

Losca/Rudder bushes

OTS

Materiale/Material

Acciaio/Steel



Timone/Rudders

TA50495-15T

Asta/Rudder stock

Aisi 630 - Ø50 L.495

Pala/Blade

Aisi 316 - 15,00 dm²

Losca/Rudder bushes

OTS

Materiale/Material

Acciaio/Steel



Timone/Rudders

TA50495-22 P

Asta/Rudder stock

Aisi 630 - Ø50 L.495

Pala/Blade

Aisi 316 - 22,00 dm²

Losca/Rudder bushes

OTS

Materiale/Material

Acciaio/Steel



Timone/Rudders

TA50526-16T

Asta/Rudder stock

Aisi 630 - Ø50 L.526

Pala/Blade

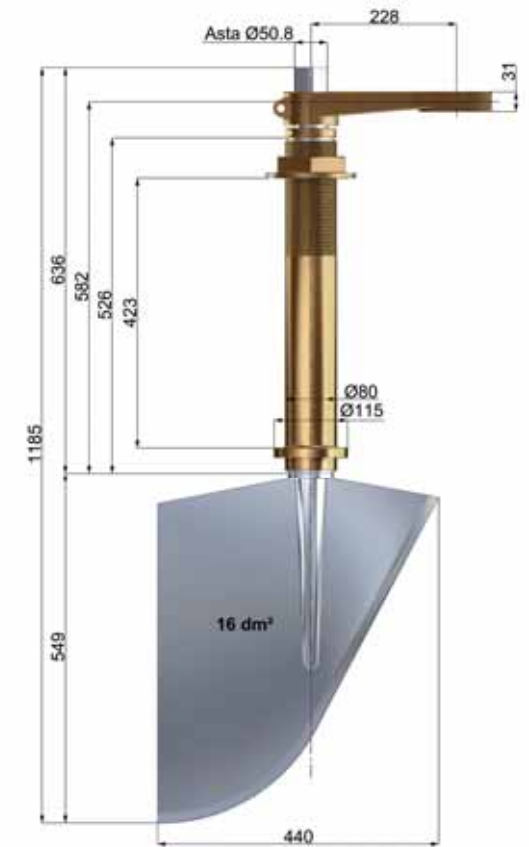
Aisi 316 - 26,00 dm²

Losca/Rudder bushes

Aisi 316 - 16,00 dm²

Materiale/Material

Acciaio/Steel



Timone/Rudders

TA50495-26 P

Asta/Rudder stock

Aisi 630 - Ø50 L.495

Pala/Blade

Aisi 316 - 26,00 dm²

Losca/Rudder bushes

OTS

Materiale/Material

Acciaio/Steel



Timone/Rudders

TA60415-20 P

Asta/Rudder stock

Aisi 630 - Ø60 L.415

Pala/Blade

Aisi 316 - 26,00 dm²

Losca/Rudder bushes

Aisi 316 - 20,00 dm²

Materiale/Material

Acciaio/Steel



Timone/Rudders

TA60415-22 P

Asta/Rudder stock

Aisi 630 - Ø60 L.415

Pala/Blade

Aisi 316 - 22,00 dm²

Losca/Rudder bushes

OTS

Materiale/Material

Acciaio/Steel



Timone/Rudders

TA60415-24T P

Asta/Rudder stock

Aisi 630 - Ø60 L.415

Pala/Blade

Aisi 316 - 24,00 dm²

Losca/Rudder bushes

OTS

Materiale/Material

Acciaio/Steel



Timone/Rudders

TA60415-24 P

Asta/Rudder stock

Aisi 630 - Ø60 L.415

Pala/Blade

Aisi 316 - 24,00 dm²

Losca/Rudder bushes

OTS

Materiale/Material

Acciaio/Steel



Timone/Rudders

TA60415-25T P

Asta/Rudder stock

Aisi 630 - Ø60 L.415

Pala/Blade

Aisi 316 - 25,00 dm²

Losca/Rudder bushes

OTS

Materiale/Material

Acciaio/Steel



Timone/Rudders

TA60415-40 P

Asta/Rudder stock

Aisi 630 - Ø60 L.415

Pala/Blade

Aisi 316 - 40,00 dm²

Losca/Rudder bushes

OTS

Materiale/Material

Acciaio/Steel



Timone/Rudders

TA60575-22 P

Asta/Rudder stock

Aisi 630 - Ø60 L.576

Pala/Blade

Aisi 316 - 22,00 dm²

Losca/Rudder bushes

OTS

Materiale/Material

Acciaio/Steel



Timone/Rudders

TA60575-20 P

Asta/Rudder stock

Aisi 630 - Ø60 L.576

Pala/Blade

Aisi 316 - 20,00 dm²

Losca/Rudder bushes

OTS

Materiale/Material

Acciaio/Steel



Timone/Rudders

TA60575-24 P

Asta/Rudder stock

Aisi 630 - Ø60 L.576

Pala/Blade

Aisi 316 - 24,00 dm²

Losca/Rudder bushes

OTS

Materiale/Material

Acciaio/Steel



Timone/Rudders

TA60575-26 P

Asta/Rudder stock

Aisi 630 - Ø60 L.576

Pala/Blade

Aisi 316 - 26,00 dm²

Losca/Rudder bushes

OTS

Materiale/Material

Acciaio/Steel



Timone/Rudders

TA70576-35 U

Asta/Rudder stock

Aisi 630 - Ø70 L.576

Pala/Blade

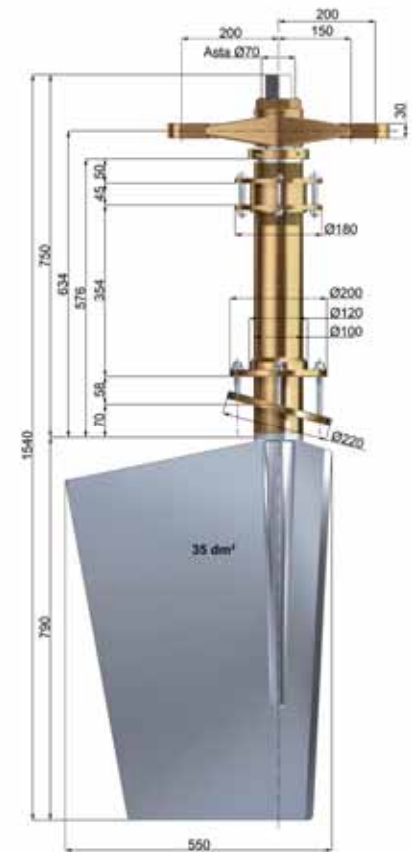
Aisi 316 - 35,00 dm²

Losca/Rudder bushes

OTS

Materiale/Material

Acciaio/Steel



Timone/Rudders

TA70576-30 P U

Asta/Rudder stock

Aisi 630 - Ø70 L.576

Pala/Blade

Aisi 316 - 30,00 dm²

Losca/Rudder bushes

OTS

Materiale/Material

Acciaio/Steel



Timone/Rudders

TA70576-35 U

Asta/Rudder stock

Aisi 630 - Ø70 L.576

Pala/Blade

Aisi 316 - 35,00 dm²

Losca/Rudder bushes

OTS

Materiale/Material

Acciaio/Steel



Timone/Rudders

TA70576-40 U

Asta/Rudder stock

Aisi 630 - Ø70 L.576

Pala/Blade

Aisi 316 - 40,00 dm²

Losca/Rudder bushes

OTS

Materiale/Material

Acciaio/Steel



Timone/Rudders

TA80620-35 U

Asta/Rudder stock

Aisi 630 - Ø80 L.620

Pala/Blade

Aisi 316 - 35,00 dm²

Losca/Rudder bushes

OTS

Materiale/Material

Acciaio/Steel



Timone/Rudders

TAS60575-26 P

Asta/Rudder stock

Aisi 630 - Ø60 L.576

Pala/Blade

Aisi 316 - 26,00 dm²

Losca/Rudder bushes

OTS

Materiale/Material

Acciaio Naca/Steel Naca



Timone/Rudders

TAS70750-39T U

Asta/Rudder stock

Aisi 630 - Ø70 L.750

Pala/Blade

Aisi 316 - 39,00 dm²

Losca/Rudder bushes

OTS

Materiale/Material

Acciaio Naca/Steel Naca



Timone/Rudders

TAS70492-60 U

Asta/Rudder stock

Aisi 630 - Ø70 L.492

Pala/Blade

Aisi 316 - 60,00 dm²

Losca/Rudder bushes

Aisi 316

Materiale/Material

Acciaio Naca/Steel Naca



Timone/Rudders

TAS70830-30 P

Asta/Rudder stock

Aisi 630 - Ø70 L.830

Pala/Blade

Aisi 316 - 30,00 dm²

Losca/Rudder bushes

OTS

Materiale/Material

Acciaio Naca/Steel Naca



Timone/Rudders

TAS80530-50T U

Asta/Rudder stock

Aisi 630 - Ø80 L.530

Pala/Blade


Aisi 316 - 50,00 dm²

Losca/Rudder bushes

OTS

Materiale/Material

Acciaio Naca/Steel Naca



Timone/Rudders

TAS90524-82 U

Asta/Rudder stock

Aisi 630 - Ø90 L.524

Pala/Blade

Aisi 316 - 82,00 dm²

Losca/Rudder bushes

Aisi 316

Materiale/Material

Acciaio Naca/Steel Naca



Timone/Rudders

TAS80620-50 U

Asta/Rudder stock

Aisi 630 - Ø80 L.620

Pala/Blade

Aisi 316 - 50,00 dm²

Losca/Rudder bushes

OTS

Materiale/Material

Acciaio Naca/Steel Naca



Timone/Rudders

TAS100850-80 U

Asta/Rudder stock

Aisi 630 - Ø100 L.850

Pala/Blade

Aisi 316 - 80,00 dm²

Losca/Rudder bushes

OTS

Materiale/Material

Acciaio Naca/Steel Naca



Timone/Rudders

TAS130560-109

Asta/Rudder stock

Aisi 630 - Ø130 L.560

Pala/Blade

Aisi 316 - 109,00 dm²

Losca/Rudder bushes

Aisi 316

Materiale/Material

Acciaio Naca/Steel Naca



Timone/Rudders

TAS150540-120

Asta/Rudder stock

Aisi 630 - Ø150 L.540

Pala/Blade

Aisi 316 - 120,00 dm²

Losca/Rudder bushes

Aisi 316

Materiale/Material

Acciaio Naca/Steel Naca



ELICHE A 3, 4, 5, 6 PALE

3, 4, 5, 6 blade propellers



L'applicazione di nuove tecnologie e recenti studi fa sì che in genere le imbarcazioni di medie dimensioni montino un prodotto affidabile ed idoneo ad esaltare le caratteristiche proprie del tipo di scafo. È evidente come la scelta di un elica possa influire sul rendimento di una propulsione se non effettuata in opportuna sede di progetto e dopo qualche prova di navigazione dell'imbarcazione.

ITALIAN PROPELLERS è nata soprattutto per questo. La progettazione completa di un elica necessita di dati ben precisi relativi all'imbarcazione: dislocamento, baricentro, potenza installata, giri motore, rapporto riduzione, forma di carena ecc. elaborando i quali, con un programma specifico si ottengono le dimensioni e le caratteristiche dell'elica che andrà poi installata sullo scafo.

La nostra produzione di serie comprende una gamma di eliche 3-4-5-6 pale costruite in lega manganese, lega nichel-bronzo alluminio e, a richiesta, acciaio inox austenitico o martensitico che soddisfano le esigenze per scafi da diporto, da pesca, scafi veloci, rimorchiatori, navi di medio tonnellaggio ecc.

The application of new technologies and recent studies have led to a reliable product, suitable to exalt the characteristics of the boat. It is then obvious that the choice of a propeller can have a certain influence on the efficiency of a propulsion if the project of the propeller itself has not been carried out properly on paper, as well as in reality, with various trials on the boat.

ITALIAN PROPELLERS was born especially for this. For the complete design of a propeller one needs very precise data on the boat: dislocation, barycenter, installed horsepower, engine revolution, ratios, keel shape etc. and by elaborating these with a specific program one obtains the dimensions and the characteristics of the propeller which will later be installed on the boat.

Our production includes a range of propellers with 3-4-5-6 blades, built in nickel-bronze-aluminum alloy, or if requested austenitic or martensitic AISI stainless steel which satisfy the requirements of pleasure-boats, fishing-boats, fast boats, towboats, cargo ships, etc.



Elica/Propeller


3 PALE G3

Area coperta/Blade area ratio

45%

Materiale/Material

NiBrAl - OTS



Elica/Propeller


3 PALE F5

Area coperta/Blade area ratio

55%

Materiale/Material

NiBrAl - OTS



Elica/Propeller


3 PALE G4

Area coperta/Blade area ratio

50%

Materiale/Material

NiBrAl - OTS



Elica/Propeller


3 PALE D9

Area coperta/Blade area ratio

75%

Materiale/Material

NiBrAl - OTS



Elica/Propeller


3 PALE D10

Area coperta/Blade area ratio

80%

Materiale/Material

NiBrAl - OTS



Elica/Propeller


4 PALE L5

Area coperta/Blade area ratio

55%

Materiale/Material

NiBrAl - OTS



Elica/Propeller


3 PALE D11

Area coperta/Blade area ratio

85%

Materiale/Material

NiBrAl - OTS



Elica/Propeller


4 PALE L6

Area coperta/Blade area ratio

60%

Materiale/Material

NiBrAl - OTS



Elica/Propeller


4 PALE L7

Area coperta/Blade area ratio

65%

Materiale/Material

NiBrAl - OTS



Elica/Propeller


4 PALE P9

Area coperta/Blade area ratio

75%

Materiale/Material

NiBrAl - OTS



Elica/Propeller


4 PALE P8

Area coperta/Blade area ratio

70%

Materiale/Material

NiBrAl - OTS



Elica/Propeller


4 PALE P10

Area coperta/Blade area ratio

80%

Materiale/Material

NiBrAl - OTS



Elica/Propeller


4 PALE P11

Area coperta/Blade area ratio

85%

Materiale/Material

NiBrAl - OTS



Elica/Propeller


4 PALE PC11

Area coperta/Blade area ratio

85%

Materiale/Material

NiBrAl - OTS



Elica/Propeller


4 PALE P12

Area coperta/Blade area ratio

90%

Materiale/Material

NiBrAl - OTS



Elica/Propeller


4 PALE PV10

Area coperta/Blade area ratio

80%

Materiale/Material

NiBrAl - OTS



Elica/Propeller


4 PALE PV11

Area coperta/Blade area ratio

85%

Materiale/Material

NiBrAl - OTS



Elica/Propeller


4 PALE PV13

Area coperta/Blade area ratio

95%

Materiale/Material

NiBrAl - OTS



Elica/Propeller

4 PALE PV12

Area coperta/Blade area ratio

90%

Materiale/Material

NiBrAl - OTS



Elica/Propeller


4 PALE PV14

Area coperta/Blade area ratio

100%

Materiale/Material

NiBrAl - OTS



Elica/Propeller


4 PALE SH10

Area coperta/Blade area ratio

80%

Materiale/Material

NiBrAl - OTS



Elica/Propeller


4 PALE SH12

Area coperta/Blade area ratio

90%

Materiale/Material

NiBrAl - OTS



Elica/Propeller


4 PALE SH11

Area coperta/Blade area ratio

85%

Materiale/Material

NiBrAl - OTS



Elica/Propeller


4 PALE SH13

Area coperta/Blade area ratio

95%

Materiale/Material

NiBrAl - OTS



Elica/Propeller


4 PALE SH14

Area coperta/Blade area ratio

100%

Materiale/Material

NiBrAl - OTS



Elica/Propeller


4 PALE X9

Area coperta/Blade area ratio

75%

Materiale/Material

NiBrAl - OTS



Elica/Propeller


4 PALE SK11

Area coperta/Blade area ratio

85%

Materiale/Material

NiBrAl - OTS



Elica/Propeller


5 PALE MC12

Area coperta/Blade area ratio

90%

Materiale/Material

NiBrAl - OTS



Elica/Propeller


5 PALE MC13

Area coperta/Blade area ratio

95%

Materiale/Material

NiBrAl - OTS



Elica/Propeller


5 PALE MV10

Area coperta/Blade area ratio

80%

Materiale/Material

NiBrAl - OTS



Elica/Propeller


5 PALE MC14

Area coperta/Blade area ratio

100%

Materiale/Material

NiBrAl - OTS



Elica/Propeller


5 PALE MV11

Area coperta/Blade area ratio

85%

Materiale/Material

NiBrAl - OTS



Elica/Propeller


5 PALE MV12

Area coperta/Blade area ratio

90%

Materiale/Material

NiBrAl - OTS



Elica/Propeller


5 PALE MV14

Area coperta/Blade area ratio

100%

Materiale/Material

NiBrAl - OTS



Elica/Propeller


5 PALE MV13

Area coperta/Blade area ratio

95%

Materiale/Material

NiBrAl - OTS



Elica/Propeller


5 PALE MV15

Area coperta/Blade area ratio

105%

Materiale/Material

NiBrAl - OTS



Elica/Propeller


5 PALE SFM10

Area coperta/Blade area ratio

80%

Materiale/Material

NiBrAl - OTS



Elica/Propeller


5 PALE SFM12

Area coperta/Blade area ratio

90%

Materiale/Material

NiBrAl - OTS



Elica/Propeller


5 PALE SFM11

Area coperta/Blade area ratio

85%

Materiale/Material

NiBrAl - OTS



Elica/Propeller


5 PALE SFM13

Area coperta/Blade area ratio

95%

Materiale/Material

NiBrAl - OTS



Elica/Propeller

5 PALE SFM14

Area coperta/Blade area ratio

100%

Materiale/Material

NiBrAl - OTS



Elica/Propeller


5 PALE SMX11

Area coperta/Blade area ratio

85%

Materiale/Material

NiBrAl - OTS



Elica/Propeller


5 PALE SFM15

Area coperta/Blade area ratio

105%

Materiale/Material

NiBrAl - OTS



Elica/Propeller


6 PALE FV12

Area coperta/Blade area ratio

90%

Materiale/Material

NiBrAl - OTS



Elica/Propeller


6 PALE FV13

Area coperta/Blade area ratio

95%

Materiale/Material

NiBrAl - OTS



Elica/Propeller


6 PALE FV15

Area coperta/Blade area ratio

105%

Materiale/Material

NiBrAl - OTS



Elica/Propeller


6 PALE FV14

Area coperta/Blade area ratio

100%

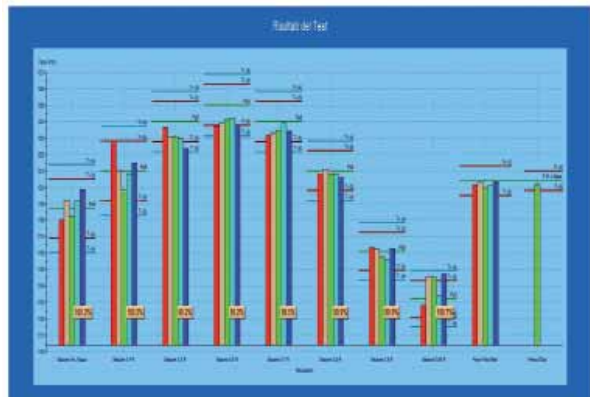
Materiale/Material

NiBrAl - OTS




Certificato di Conformità / Quality Certificate N°00003RH del 16/04/2013

Cliente: AZIMUT Customer: AZIMUT Name Boat: AZ 80 F Boat Name: AZ 80 F Note: MAN V12 - 1800HP 2300 RPM ZF 2070 A RID. 2,25:1	Costruttore: ITALIAN PROPELLERS S.r.l. Manufacturer: ITALIAN PROPELLERS S.r.l. Modello: MV13 No. Blade: 5 Model: MV13 No. of Blade: 5 Senso di rotazione: Destro direction of rotation: Destro Diameter: 985.0 mm Passo: 1.240 mm Diametro: 985.0 mm Passo: 1.240 mm Passo Medio Allevato: 1201.8 mm Measured Mean Pitch: 1201.8 mm Disegno: 005090563 Deviazione: -0.2 % Drawing: 005090563 Deviation: -0.2 %
---	---



Controlli effettuati secondo la Norma ISO 484/2:

- Passo Locale (Local Pitch)
 - Passo Sezione (Section Pitch)
 - Passo Pala (Blade Pitch)
 - Passo Elica (Local Pitch)
- Conforme alla classe: **Classe S ISO 484/2**
 Conforms to:
 Operatore: **PACE**
 Technical:



ITALIAN PROPELLERS

Via Leonardo Da Vinci, 80/82

24064 Grumello del Monte (BG) - Italia

t. +39 035 833733 - t. +39 035 833734 - f. +39 035 833735

info@italianpropellers.it - italianpropellers.it